

Congregation Albert Survey Results

Andrew Lucero
Kearstin Krupiak
Kristen Erickson
Rachel Martineau
Stephen Harpole




Framing Congregation Albert's Community



Survey Responses

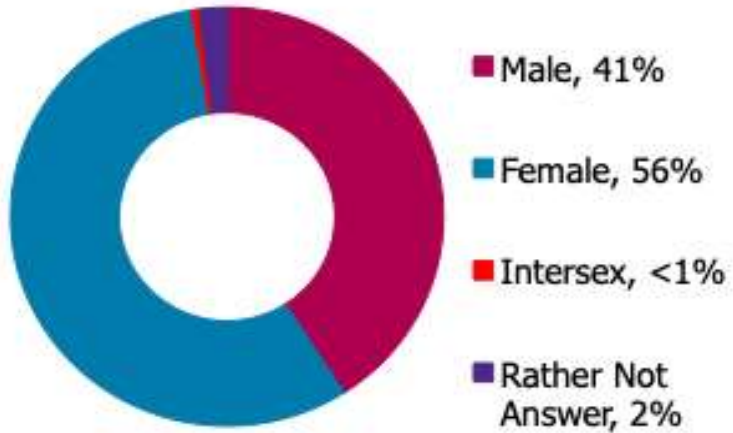
30% Survey Response Rate

- 225 congregants Responded
- 88.5% of congregants completed the entire survey
- 124 additional comments

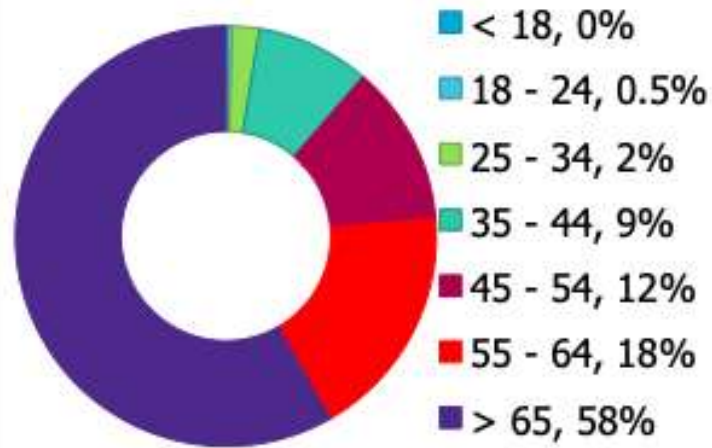


Survey Response Demographics

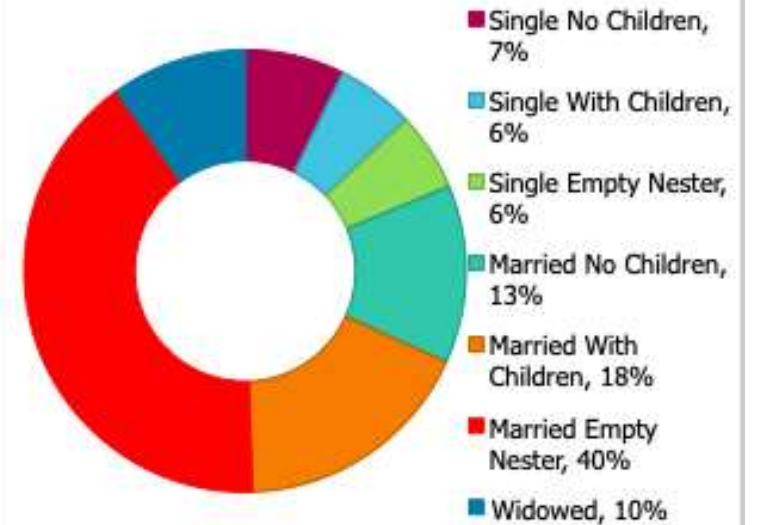
Gender



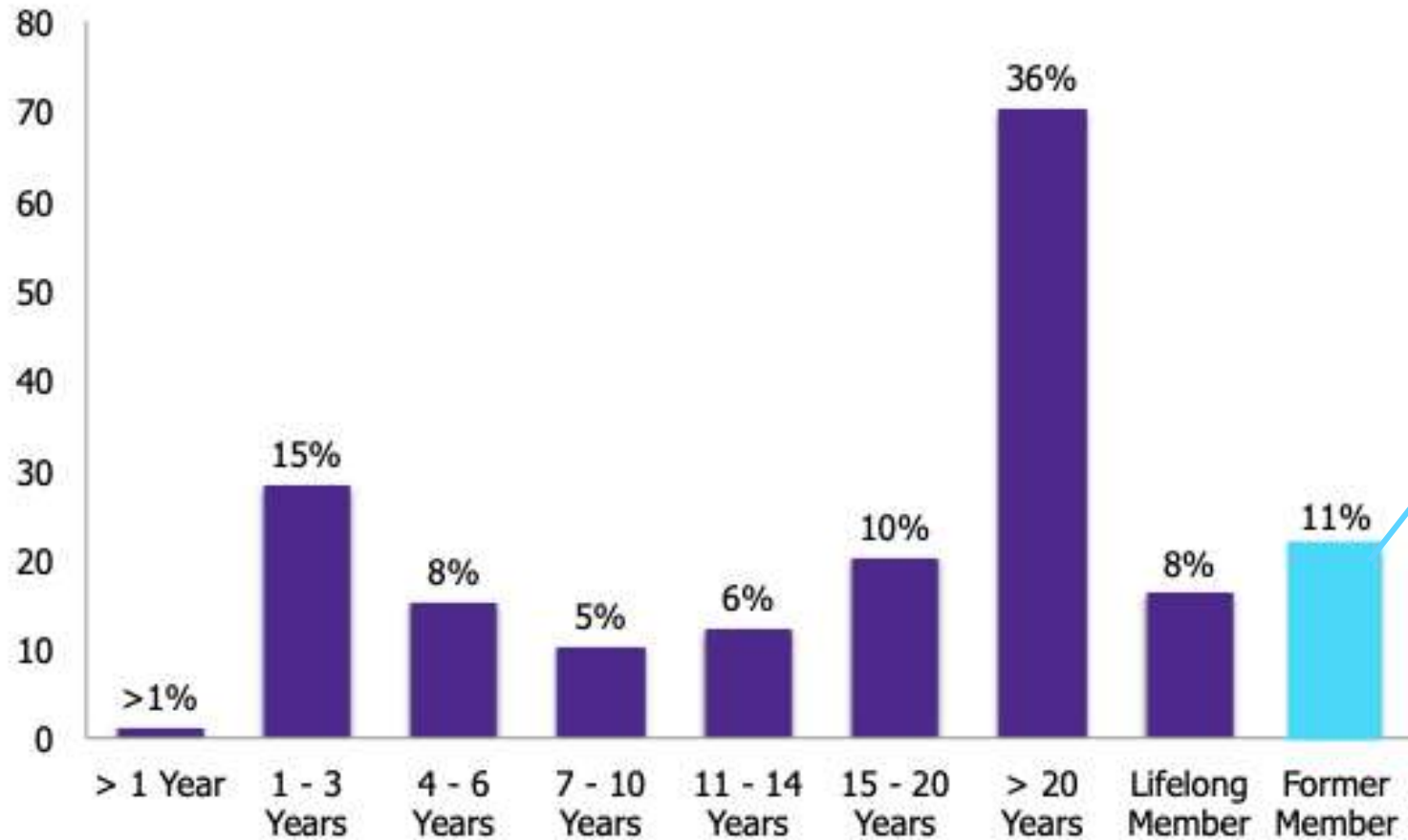
Age



Household Makeup



Membership Demographics

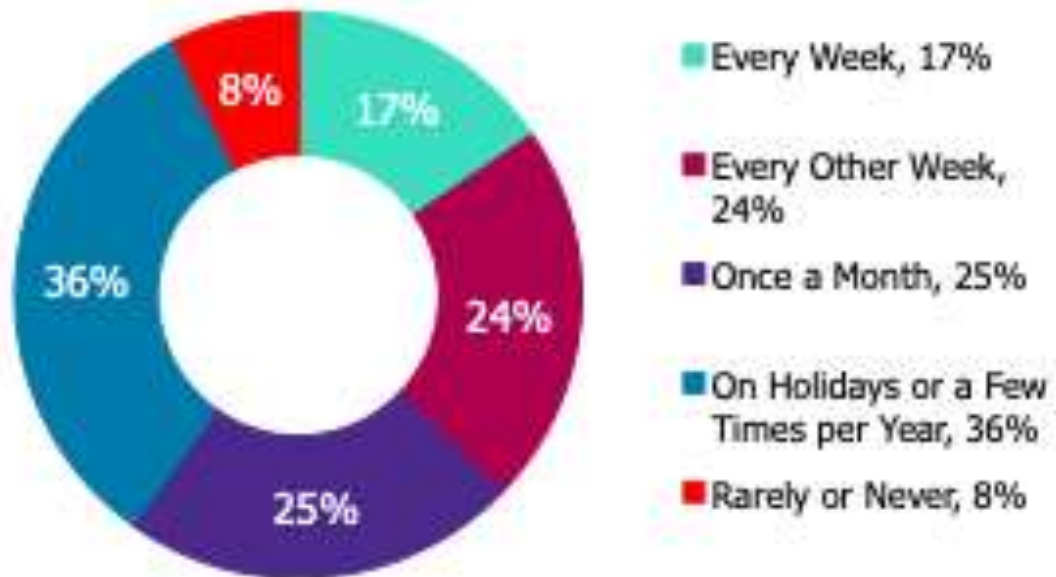


21 former members responded

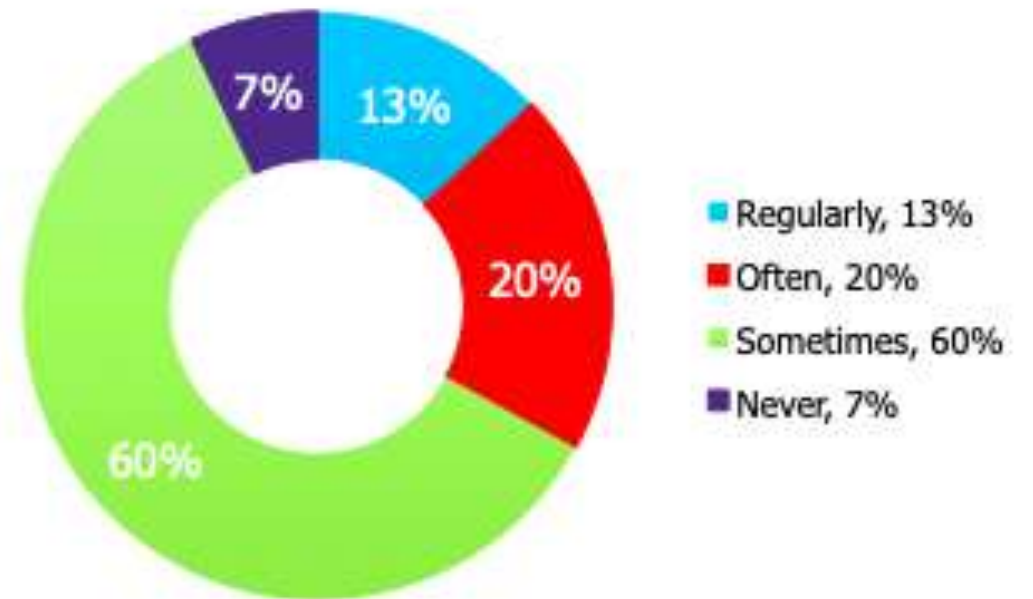
- Years range from one to 42 years
- Average: ~ 13 years

Service and Event Attendance

Regular Service Attendance



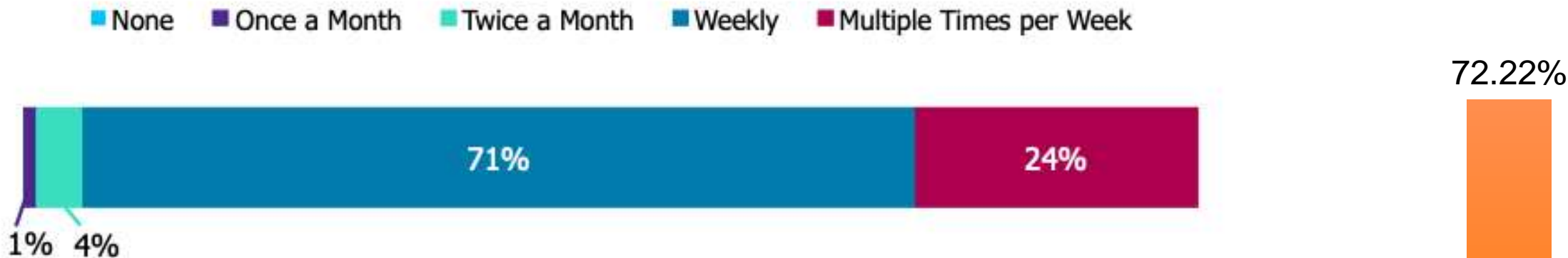
Events Outside of Regular Service Attendance



Good attendance outside from regular services for events held by Congregation Albert

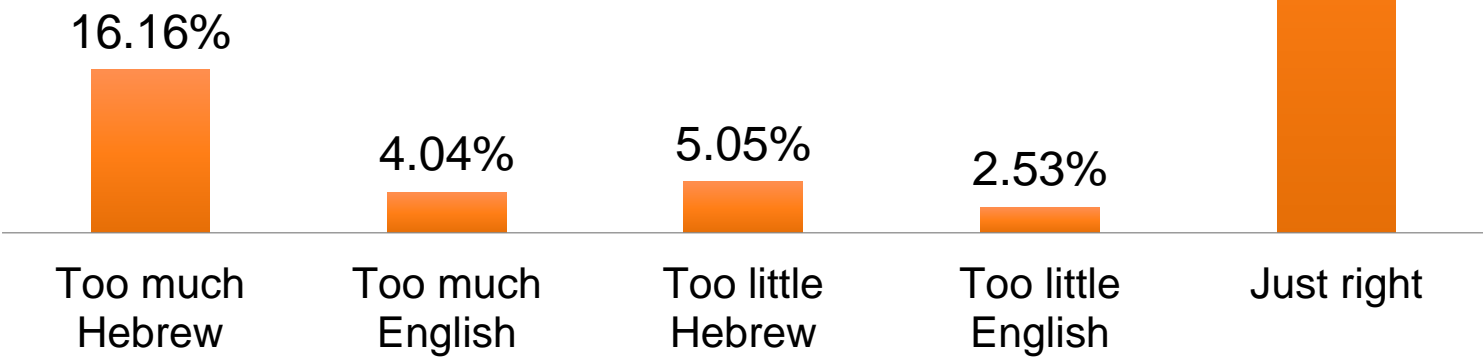
Service Preferences

Preferred Frequency of Regular Service



- Multiple times per week could indicate requesting more options for attendance
- Once or twice a month is not enough

Language Preference During Service

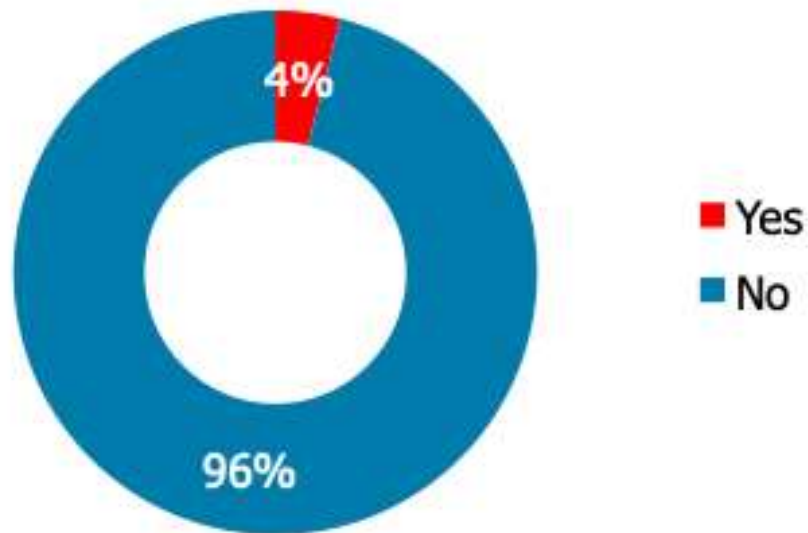


Primary Goals of the Congregation

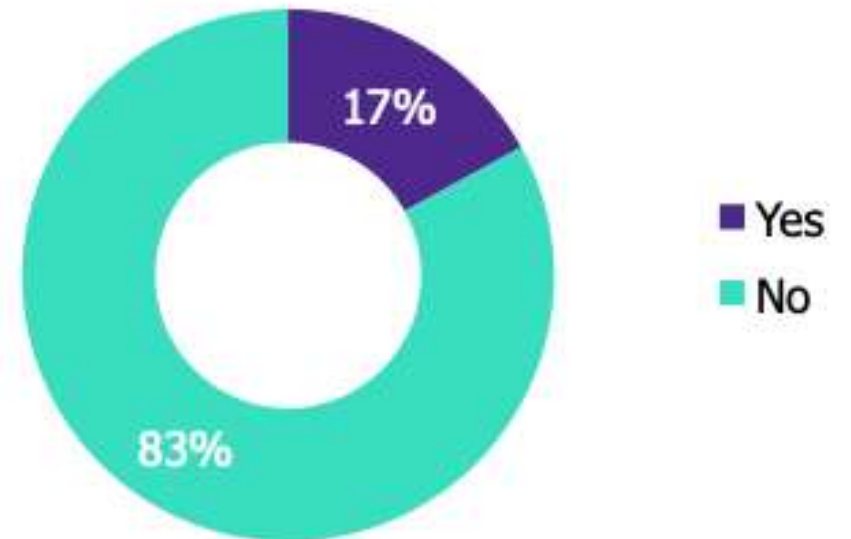
	Statement	Agree	Neutral	Disagree
#1	A sense of community	95.50%	4.50%	0.00%
#3	A place to worship on High Holy Days	87.50%	11.50%	1.00%
#5	A place to attend regular services	79.90%	18.09%	2.01%
	Opportunities to learn more about Judaism	77.78%	20.20%	2.02%
	Jewish education opportunities for my children	58.33%	35.94%	5.73%
#4	Jewish education opportunities for adults	84.85%	13.13%	2.02%
	A place to attend social activities	65.15%	31.31%	3.54%
#2	Support through life events	93.50%	6.50%	0.00%
	Community service opportunities	63.13%	34.85%	2.02%
	Leadership opportunities	38.07%	52.28%	9.64%
	A connection with Israeli affairs	37.88%	51.01%	11.11%

Education Opportunities Demographics

Children that attend the Early Childhood Education Center (EEC)



Children that attend Congregation Albert's School of Jewish Studies



Previous demographics indicated majority of respondents were "empty nesters with no children."

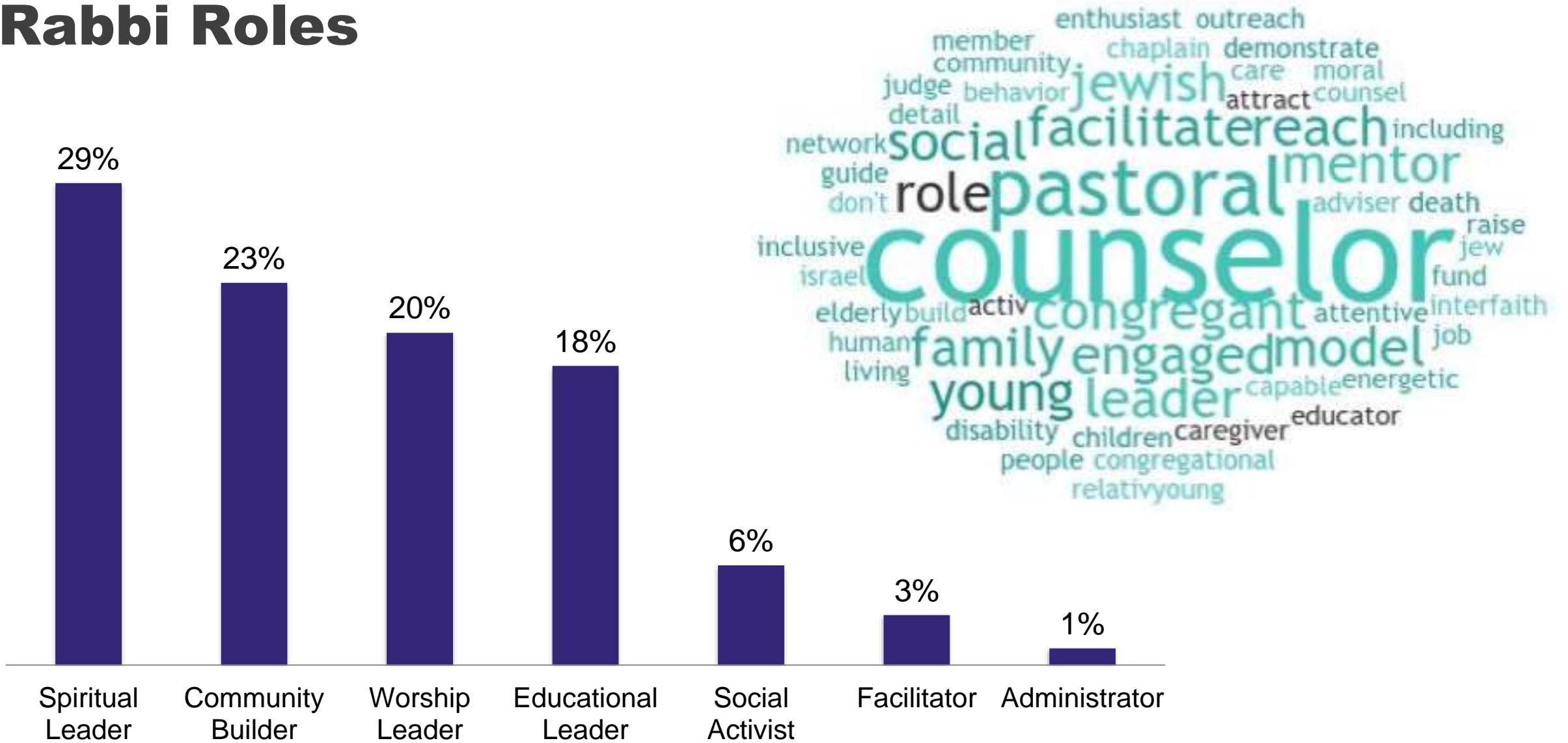


Creating a Rabbi Profile

Rabbi Attitudes & Beliefs

	Question	Not Needed	Nice to Have	Essential
#3	Welcomes interfaith families to the congregation	0.00%	11.71%	88.29%
#2	Welcomes and appreciates diversity in the community (including interfaith, political, racial/ethnic, sexual orientation)	0.49%	10.24%	89.27%
#1	Conveys scholarly knowledge of Torah, Talmud, and Jewish text	0.00%	5.37%	94.63%
	Will perform interfaith marriages	3.92%	39.22%	56.86%
	Considers music an important part of worship	1.47%	30.88%	67.65%
	Teaches by reference to modern day situations and personal life experiences	1.96%	36.76%	61.27%
	Has training and/or experience in counseling	7.39%	55.17%	37.44%
	Will perform LGBTQ+ marriage ceremonies	5.42%	33.50%	61.08%
	Has a more rounded work experience in addition to the Rabbinate	26.60%	56.16%	17.24%
#5	Will focus on getting families more involved and engaged in the Congregation	0.00%	15.27%	84.73%
	Teaches by reference to Jewish text	2.48%	43.56%	53.96%
#4	Will focus on drawing our youth into more involvement in the Congregation	0.00%	13.37%	86.63%
	Is actively involved in the congregational education	0.50%	32.67%	66.83%
	Favors a modern type of reform worship services	10.95%	42.29%	46.77%
	Favors a conservative type of reform worship services	59.28%	33.51%	7.22%

Rabbi Roles



Asked to select top 3 roles a Rabbi should fill, and add any they did not see listed in the question

Rabbi Experience

Desired Years of Experience

■ 0 - 3 Years

■ 4 - 7 Years

■ 8+ Years



Demonstrates a minimum of 4 years is a good starting point in Rabbi search

Rabbi Characteristics

	Question	Not Needed	Nice to have	Essential
#5	Is warm and nurturing	2.06%	24.23%	73.71%
	Is a great public speaker	0.52%	53.37%	46.11%
	Leads by seeking consensus	10.58%	53.44%	35.98%
#1	Has high integrity	1.04%	1.04%	97.92%
	Has a good sense of humor	2.60%	41.67%	55.73%
#4	Is a good listener	1.04%	10.42%	88.54%
#3	Has compassion	1.05%	6.28%	92.67%
	Knows who I am and calls me by name	4.17%	50.00%	45.83%
	Will be active in the community at large (outside of the congregation)	4.69%	47.40%	47.92%
	Speaks out on social and political issues	15.79%	46.32%	37.89%
#2	Is approachable	1.04%	5.73%	93.23%



"Seek Me and Live"

Founded in 1897

Demographic Variations

Younger Members vs. Older Members

Younger members care more about...

- “Community Builder”
- Welcoming Interfaith families
- Willingness to perform Interfaith & LGBTQ+ weddings
- A more modern style of Reform worship service
 - All age groups preferred this to a more conservative Style, but younger demographic was more likely to be against a conservative style
- Having educational opportunities for their **children**

Older members care more about...

- “Educational Leader”
- Bringing in more young members to the congregation!
- Background/experience in **counseling**
- A Rabbi having more experience in general
 - Young people are more okay with an inexperienced Rabbi
- Attending regular services
- Learning more about Judaism
- Jewish Educational opportunities for **adults**
- A connection with Israeli affairs
- A Rabbi who leads by seeking consensus
- A Rabbi who is a good listener

Men vs. Women

Women care more about...

- “Community Builder”
- Willingness to perform LGBTQ+ marriages
- Getting families more involved in the congregation
- A Rabbi that has experience in counseling
- A Rabbi that is actively involved in the Congregational education
- Opportunities to learn more about Judaism
- Jewish educational opportunities for **adults**
- Social Activities within the Congregation
- Community Service opportunities
- A Rabbi knowing them by name
- Willingness to speak out on social/political issues (though percentages considering it essential are low for both men and women)

Men care more about...

- “Worship Leader”
- A Rabbi needing more years of experience
- A Rabbi who is a great public speaker

Questions?